



TZ OPĆINE OMIŠALJ

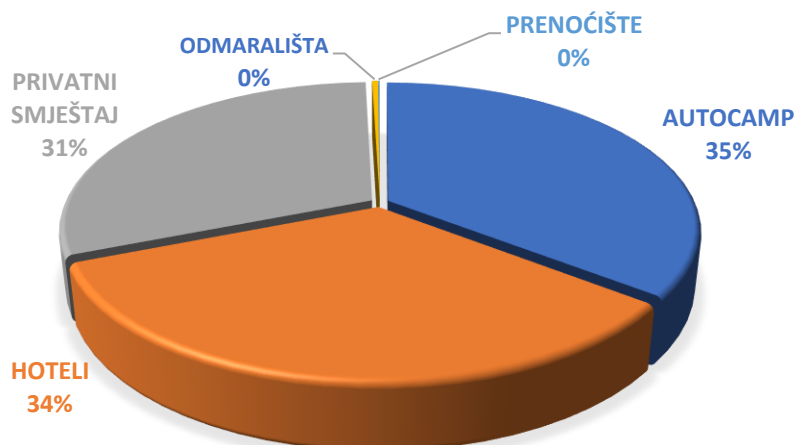
- 1. Dolasci i noćenja TZO zbirno i po vrsti smještaja**
 - **grafikoni**

- 2. Turistički promet po državama**
 - **grafikoni**

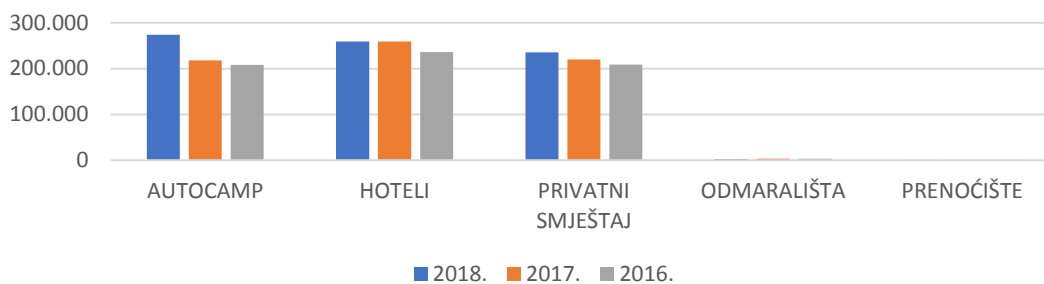
Statistički izvještaj za siječanj-rujan 2018.

TZO		DOLASCI			NOĆENJA			UDIO %
		DOMAĆI	STRANI	UKUPNO	DOMAĆI	STRANI	UKUPNO	
AUTO CAMP	18.	1.412	49.541	50.953	6.310	267.528	273.838	35,47
	17.	1.084	35.638	36.722	5.131	212.539	217.670	31,07
	16.	1.505	33.877	35.382	7.689	200.678	208.367	
	INDEX 18/17.	130	139	139	123	126	126	
	INDEX 18/16.	94	146	144	82	133	131	
	%	2,77	97,23	100	2,30	97,70	100,00	
HOTELI	18.	4.845	46.278	51.123	19.725	239.175	258.900	33,53
	17.	6.500	48.125	54.625	26.617	232.526	259.143	36,99
	16.	5.778	46.236	52.014	21.641	214.119	235.760	
	INDEX 18/17.	75	96	94	74	103	100	
	INDEX 18/16.	84	100	98	91	112	110	
	%	9,48	90,52	100	7,62	92,38	100,00	
PRIVATNI SMJEŠTAJ	18.	3.021	30.951	33.972	19.584	216.162	235.746	30,53
	17.	3.128	29.097	32.225	17.975	201.939	219.914	31,39
	16.	2.559	27.064	29.623	17.025	191.680	208.705	
	INDEX 18/17.	97	106	105	109	107	107	
	INDEX 18/16.	118	114	115	115	113	113	
	%	8,89	91,11	100	8,31	91,69	100,00	
ODMARALIŠTA	18.	307	1	308	2.892	9	2.901	0,38
	17.	329	1	330	3.035	8	3.043	0,43
	16.	372	1	373	3.161	9	3.170	
	INDEX 18/17.	93	100	93	95	113	95	
	INDEX 18/16.	83	100	83	91	100	92	
	%	99,68	0,32	100	99,69	0,31	100,00	
PRENOĆIŠTE	18.	0	140	140	0	711	711	0,09
	17.	1	162	163	3	733	736	0,11
	16.	1	147	148	1	799	800	
	INDEX 18/17.	0	86	86	0	97	97	
	INDEX 18/16.	0	95	95	0	89	89	
	%	0,00	100,00	100	0,00	100,00	100,00	
UKUPNO	18.	9.585	126.911	136.496	48.511	723.585	772.096	100
	17.	11.042	113.023	124.065	52.761	647.745	700.506	100
	16.	10.215	107.325	117.540	49.517	607.285	656.802	
	INDEX 18/17.	87	112	110	92	112	110	
	INDEX 18/16.	94	118	116	98	119	118	
	%	7,02	92,98	100	6,28	93,72	100,00	

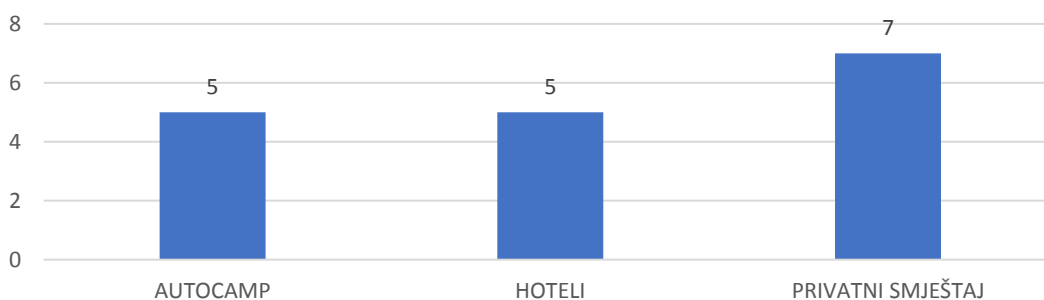
UDIO NOĆENJA PO VRSTAMA SMJEŠTAJA 2018.



Usporedba noćenja po vrstama smještaja 2018., 2017. i 2016.



PROSJEČNO ZADRŽAVANJE TURISTA PO VRSTAMA SMJEŠTAJA



PROMET PO ZEMLJAMA

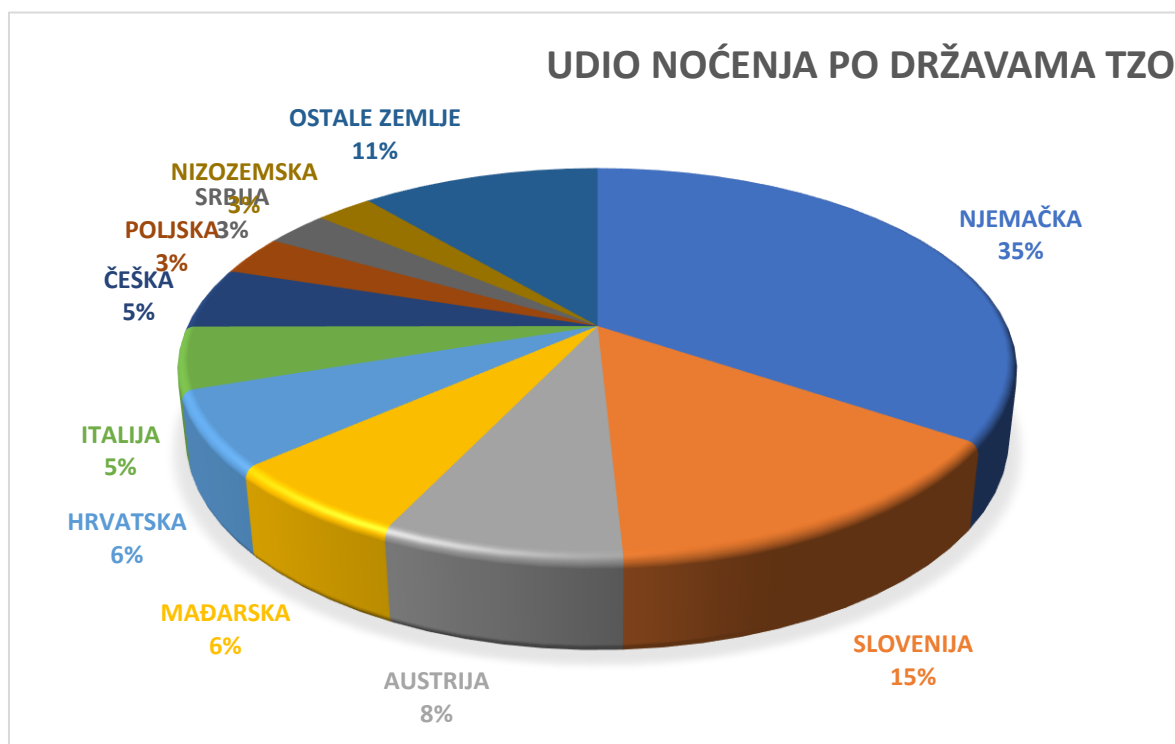
ZEMLJA	DOLASCI		INDEKS	UDIO %	NOĆENJA		INDEKS	UDIO %
	2018	2017	18./17.		2018	2017	18./17.	
Njemačka	39,939	32,197	124.05	29.26%	265,958	227,173	117.07	34.45%
Slovenija	22,327	22,013	101.43	16.36%	113,793	114,532	99.35	14.74%
Austrija	11,394	10,988	103.69	8.35%	61,024	57,522	106.09	7.90%
Mađarska	10,858	9,957	109.05	7.95%	49,410	45,918	107.60	6.40%
Hrvatska	9,585	11,042	86.80	7.02%	48,511	52,761	91.94	6.28%
Italija	8,737	7,387	118.28	6.40%	40,040	36,677	109.17	5.19%
Češka	6,186	6,129	100.93	4.53%	39,058	39,802	98.13	5.06%
Poljska	4,226	4,638	91.12	3.10%	25,359	28,328	89.52	3.28%
Srbija	1,004	550	182.55	0.74%	22,665	5,792	391.32	2.94%
Nizozemska	3,569	3,255	109.65	2.61%	20,452	16,076	127.22	2.65%
Slovačka	3,049	2,792	109.20	2.23%	18,187	17,022	106.84	2.36%
Bosna i Hercegovina	2,361	1,754	134.61	1.73%	12,936	6,814	189.84	1.68%
Švicarska	2,189	1,723	127.05	1.60%	8,896	7,765	114.57	1.15%
Švedska	1,312	1,106	118.63	0.96%	5,242	5,187	101.06	0.68%
Francuska	1,391	1,008	138.00	1.02%	4,613	4,126	111.80	0.60%
Danska	654	440	148.64	0.48%	4,032	2,976	135.48	0.52%
Rusija	687	424	162.03	0.50%	4,027	3,020	133.34	0.52%
Letonija	598	465	128.60	0.44%	3,271	2,598	125.90	0.42%
Rumunjska	619	1,120	55.27	0.45%	3,052	6,276	48.63	0.40%
Ujedinjena Kraljevina	645	535	120.56	0.47%	2,771	2,348	118.02	0.36%
Ukrajina	476	338	140.83	0.35%	2,759	1,962	140.62	0.36%
Belgija	667	724	92.13	0.49%	2,516	3,461	72.70	0.33%
Litva	459	419	109.55	0.34%	1,979	1,924	102.86	0.26%
Bugarska	605	696	86.93	0.44%	1,580	2,048	77.15	0.20%
Estonija	445	384	115.89	0.33%	1,469	1,385	106.06	0.19%
Norveška	254	139	182.73	0.19%	829	435	190.57	0.11%
SAD	235	244	96.31	0.17%	809	822	98.42	0.10%
Finska	220	125	176.00	0.16%	670	421	159.14	0.09%
Španjolska	283	191	148.17	0.21%	624	382	163.35	0.08%
Bjelorusija	88	169	52.07	0.06%	522	758	68.87	0.07%
Australija	111	65	170.77	0.08%	440	227	193.83	0.06%
Ostale azijske zemlje	93	45	206.67	0.07%	428	169	253.25	0.06%
Makedonija	86	64	134.38	0.06%	407	349	116.62	0.05%
Ostale afričke zemlje	81	69	117.39	0.06%	387	357	108.40	0.05%
Južnoafrička Republika	119	102	116.67	0.09%	363	306	118.63	0.05%

Statistički izvještaj za siječanj-rujan 2018.

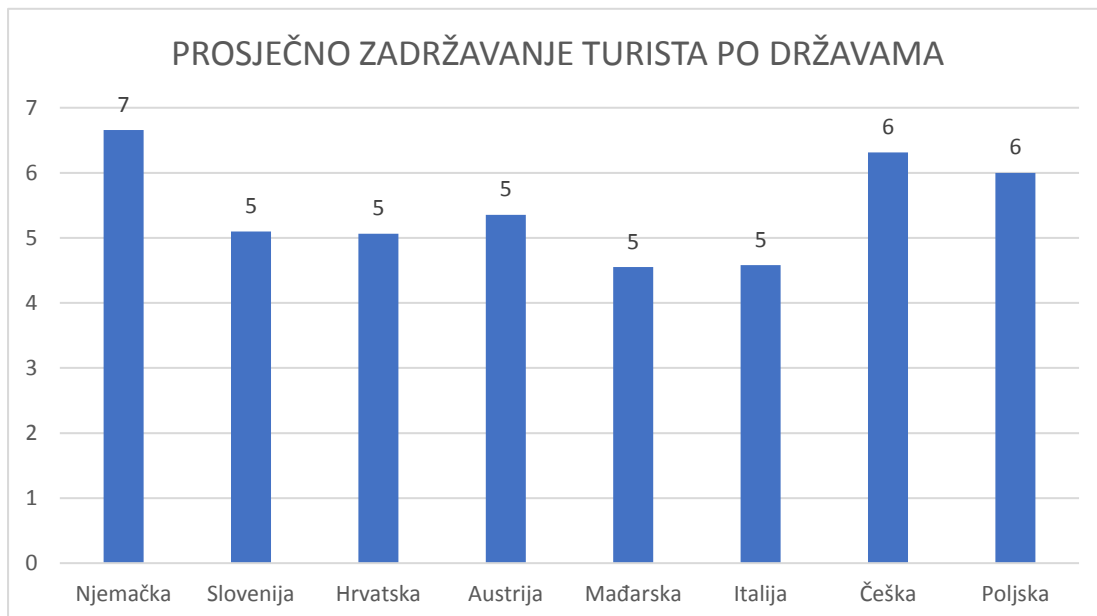
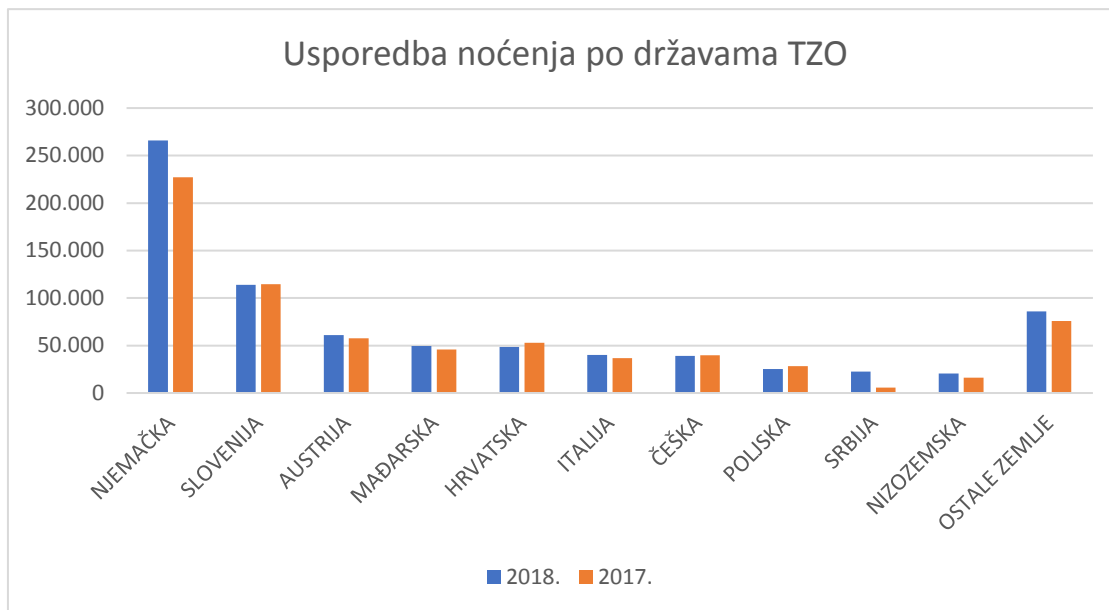
Kanada	88	87	101.15	0.06%	324	266	121.80	0.04%
Turska	85	58	146.55	0.06%	296	357	82.91	0.04%
Kazahstan	33	23	143.48	0.02%	240	160	150.00	0.03%
Portugal	57	51	111.76	0.04%	215	164	131.10	0.03%
Ostale europske zemlje	39	31	125.81	0.03%	211	186	113.44	0.03%
Brazil	47	14	335.71	0.03%	179	46	389.13	0.02%
Irska	41	18	227.78	0.03%	131	26	503.85	0.02%
Izrael	100	72	138.89	0.07%	130	93	139.78	0.02%
Novi Zeland	62	20	310.00	0.05%	126	64	196.88	0.02%
Čile	23	20	115.00	0.02%	119	204	58.33	0.02%
Kosovo	26	20	130.00	0.02%	112	98	114.29	0.01%
Kina	45	22	204.55	0.03%	98	89	110.11	0.01%
Grčka	30	24	125.00	0.02%	95	96	98.96	0.01%
Luksemburg	37	55	67.27	0.03%	92	219	42.01	0.01%
Albanija	26	21	123.81	0.02%	87	112	77.68	0.01%
Koreja, Republika	30	55	54.55	0.02%	63	71	88.73	0.01%
Indija	20	17	117.65	0.01%	62	35	177.14	0.01%
Ostale zemlje Južne i Srednje Amerike	30	36	83.33	0.02%	58	175	33.14	0.01%
Argentina	23	12	191.67	0.02%	54	17	317.65	0.01%
Lihtenštajn	13	7	185.71	0.01%	40	16	250.00	0.01%
Island	4	0	0.00	0.00%	39	0	0.00	0.01%
Maroko	3	5	60.00	0.00%	36	8	450.00	0.00%
Tajland	12	10	120.00	0.01%	36	27	133.33	0.00%
Crna Gora	9	52	17.31	0.01%	32	151	21.19	0.00%
Japan	13	6	216.67	0.01%	29	33	87.88	0.00%
Meksiko	9	5	180.00	0.01%	27	9	300.00	0.00%
Ostale zemlje Sjeverne Amerike	8	0	0.00	0.01%	25	0	0.00	0.00%
Indonezija	6	5	120.00	0.00%	19	18	105.56	0.00%
Tunis	10	0	0.00	0.01%	11	0	0.00	0.00%
Tajvan, Kina	6	8	75.00	0.00%	8	8	100.00	0.00%
Ostale zemlje Oceanije	4	7	57.14	0.00%	7	30	23.33	0.00%
Ujedinjeni Arapski Emirati	2	0	0.00	0.00%	7	0	0.00	0.00%

Statistički izvještaj za siječanj-rujan 2018.

Cipar	1	0	0.00	0.00%	5	0	0.00	0.00%
Malta	2	1	200.00	0.00%	4	3	133.33	0.00%
Hong Kong, Kina	0	2	0.00	0.00%	0	2	0.00	0.00%
Jordan	0	4	0.00	0.00%	0	4	0.00	0.00%
Katar	0	0	0.00	0.00%	0	0	0.00	0.00%
Kuvajt	0	0	0.00	0.00%	0	0	0.00	0.00%
Makao, Kina	0	0	0.00	0.00%	0	0	0.00	0.00%
Oman	0	0	0.00	0.00%	0	0	0.00	0.00%
Strani turisti:	126,911	113,023	112.29	92.98%	723,585	647,745	111.71	93.7%
Domaći turisti:	9,585	11,042	86.8	7.02%	48,511	52,761	91.94	6.28%
UKUPNO:	136,496	124,065	110.02	100.00%	772,096	700,506	110.22	100%



Statistički izvještaj za siječanj-rujan 2018.



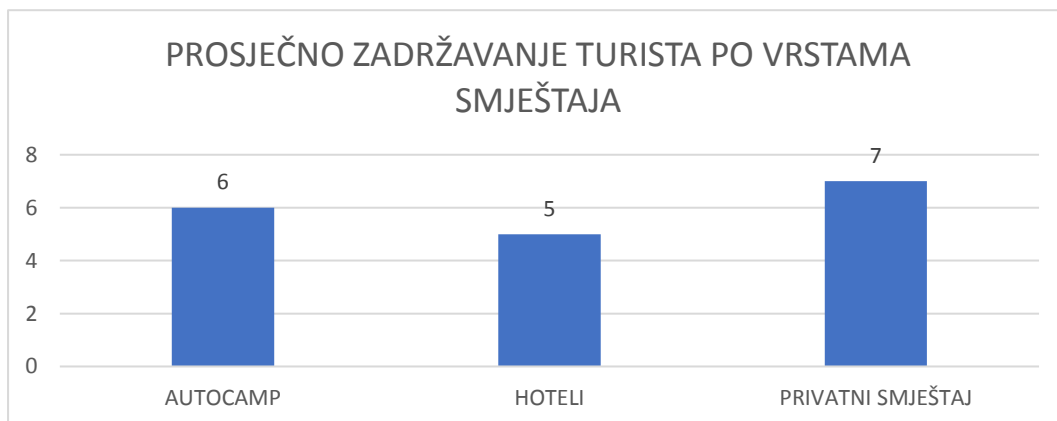
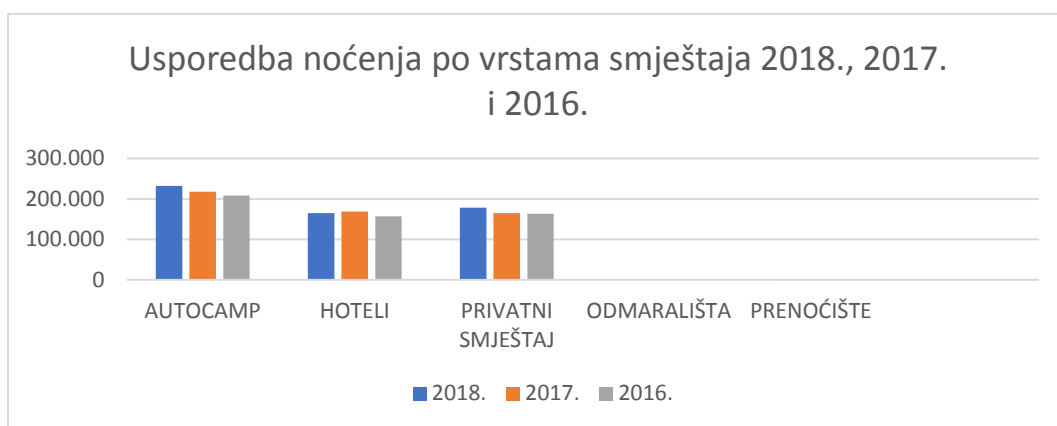
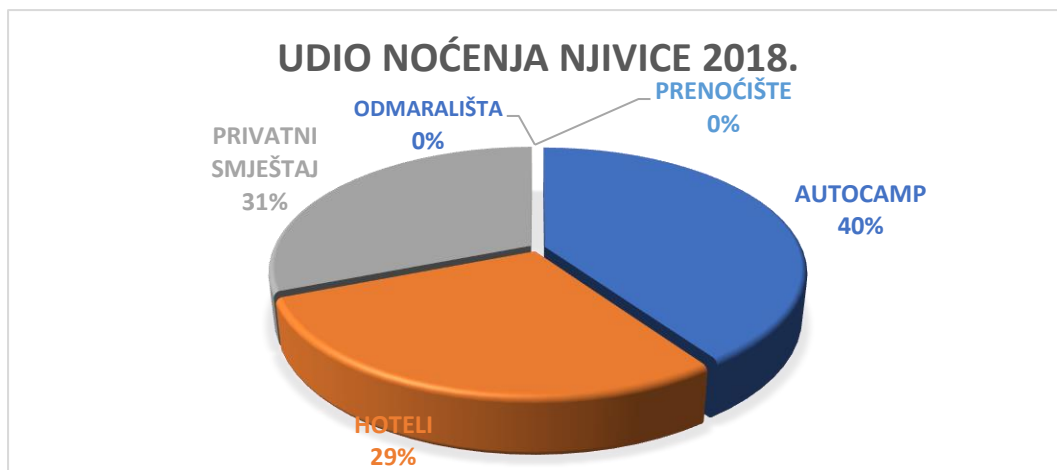


NJIVICE

- 1. Dolasci i noćenja po vrsti smještaja
- grafikoni**
- 2. Usporedba dolazaka i noćenja po smještajnim kapacitetima**

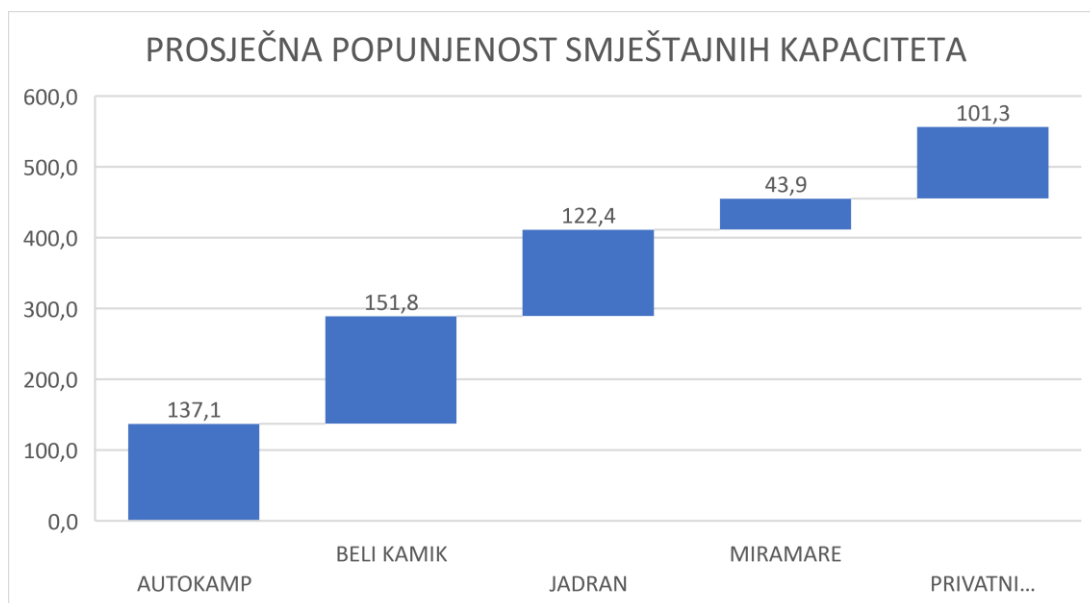
Statistički izvještaj za siječanj-rujan 2018.

NJIVICE		DOLASCI			NOĆENJA			UDIO %
		DOMAĆI	STRANI	UKUPNO	DOMAĆI	STRANI	UKUPNO	
AUTO CAMP	18.	1.212	38.947	40.159	5.498	226.812	232.310	40,39
	17.	1.084	35.638	36.722	5.131	212.539	217.670	39,45
	16.	1.505	33.877	35.382	7.689	200.678	208.367	
	INDEX 18/17.	112	109	109	107	107	107	
	INDEX 18/16.	81	115	114	72	113	111	
	%	3,02	96,98	100	2,37	97,63	100,00	
HOTELI	18.	2.198	30.768	32.966	7.637	157.121	164.758	28,64
	17.	2.564	32.514	35.078	8.089	160.834	168.923	30,61
	16.	2.441	32.004	34.445	7.670	149.444	157.114	
	INDEX 18/17.	86	95	94	94	98	98	
	INDEX 18/16.	90	96	96	100	105	105	
	%	6,67	93,33	100	4,64	95,36	100,00	
PRIVATNI SMJEŠTAJ	18.	2.125	22.786	24.911	13.251	164.914	178.165	30,97
	17.	1.935	21.492	23.427	11.685	153.548	165.233	29,94
	16.	1.868	21.012	22.880	11.777	151.832	163.609	
	INDEX 18/17.	110	106	106	113	107	108	
	INDEX 18/16.	114	108	109	113	109	109	
	%	8,53	91,47	100	7,44	92,56	100,00	
ODMARALIŠTA	18.							
	17.							
	16.							
	INDEX 18/17.							
	INDEX 18/16.							
	%							
PRENOĆIŠTE	18.							
	17.							
	16.							
	INDEX 18/17.							
	INDEX 18/16.							
	%							
UKUPNO	18.	5.535	92.501	98.036	26.386	548.847	575.233	100,00
	17.	5.583	89.644	95.227	24.905	526.921	551.826	100,00
	16.	5.814	86.893	92.707	27.136	501.954	529.090	
	INDEX 18/17.	99	103	103	106	104	104	
	INDEX 18/16.	95	106	106	97	109	109	
	%	5,65	94,35	100	4,59	95,41	100,00	



USPOREDBA PO SMJEŠTAJNIM KAPACITETIMA

OBJEKT	2018		2017		Indeks dolazaka	indeks noćenja
	Dolasci	Noćenja	Dolasci	Noćenja		
AUTO KAMP	40.159	232.310	36.722	217.670	109	107
BELI KAMIK	22.347	110.636	23.645	114.251	95	97
JADRAN	9.968	52.017	10.465	51.722	95	101
MIRAMARE	651	2.105	968	2.950	67	71
HOTELI	32.966	164.758	35.078	168.923	94	98
PRIV. SMJEŠTAJ	23.553	165.078	23.075	144.989	102	114



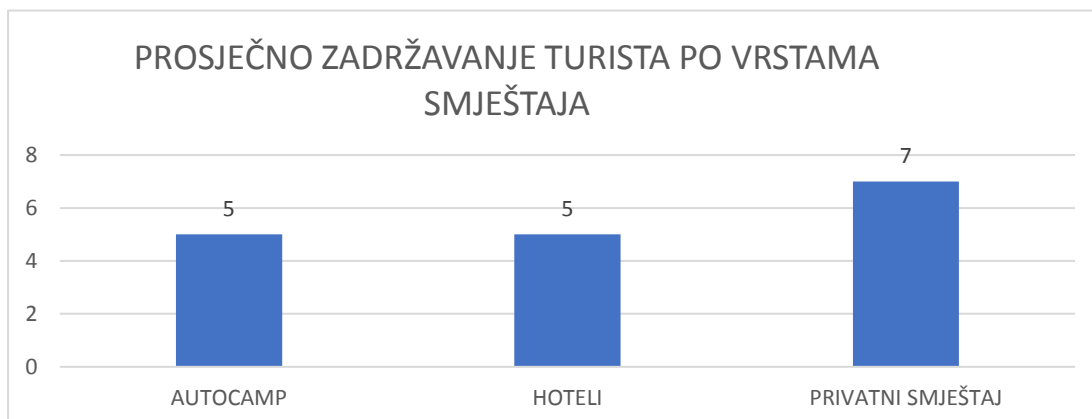
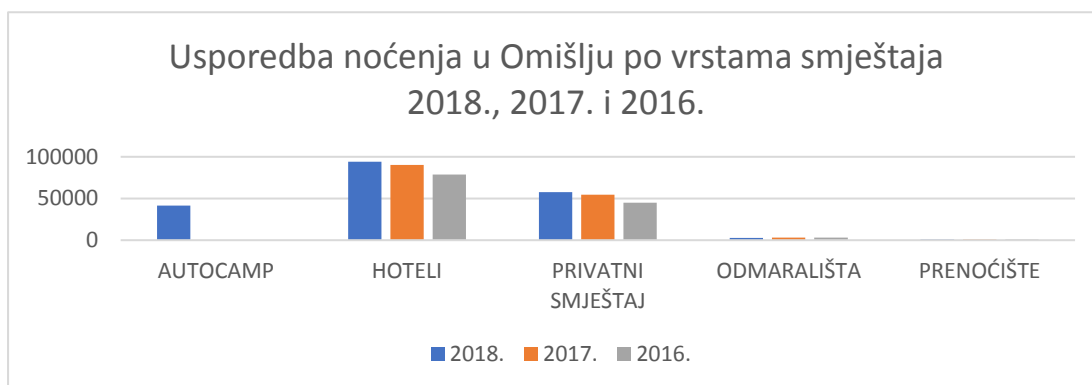
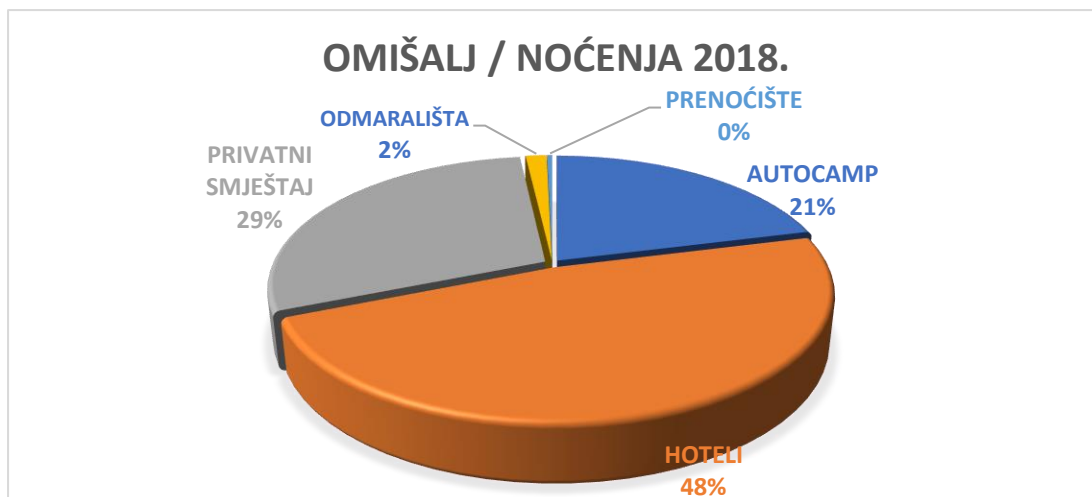


OMIŠALJ

- 1. Dolasci i noćenja po vrsti smještaja
- grafikoni**
- 2. Usporedba dolazaka i noćenja po smještajnim kapacitetima**

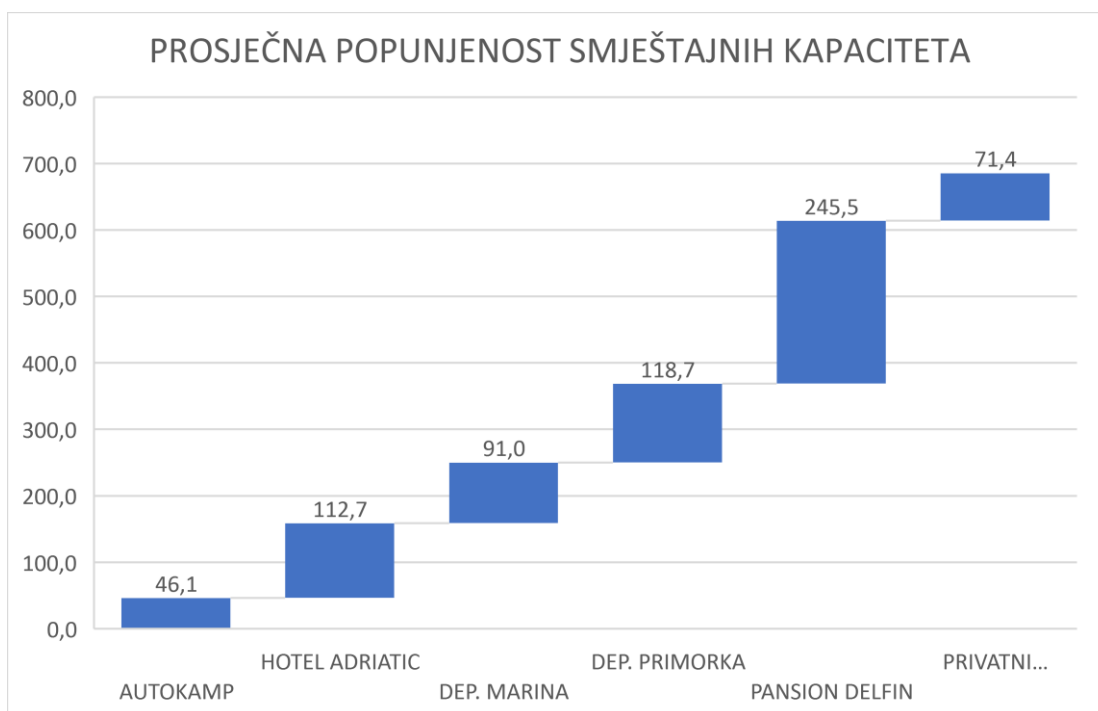
Statistički izvještaj za siječanj-rujan 2018.

OMIŠALJ		DOLASCI			NOĆENJA			UDIO %
		DOMAĆI	STRANI	UKUPNO	DOMAĆI	STRANI	UKUPNO	
AUTO CAMP	18.	200	10.594	10.794	812	40.716	41.528	21,09
	17.	0	0	0	0	0	0	0,00
	16.	0	0	0	0	0	0	
	INDEX 18/17.	0	0	0	0	0	0	
	INDEX 18/16.	0	0	0	0	0	0	
	%	0,00	0,00	0	0,00	0,00	0,00	
HOTELI	18.	2.647	15.510	18.157	12.088	82.054	94.142	47,82
	17.	3.936	15.611	19.547	18.528	71.692	90.220	60,68
	16.	3.337	14.232	17.569	13.971	64.675	78.646	
	INDEX 18/17.	67	99	93	65	114	104	
	INDEX 18/16.	79	109	103	87	127	120	
	%	14,58	85,42	100	12,84	87,16	100,00	
PRIVATNI SMJEŠTAJ	18.	896	8.165	9.061	6.333	51.248	57.581	29,25
	17.	1.193	7.605	8.798	6.290	48.391	54.681	36,78
	16.	691	6.052	6.743	5.248	39.848	45.096	
	INDEX 18/17.	75	107	103	101	106	105	
	INDEX 18/16.	130	135	134	121	129	128	
	%	9,89	90,11	100	11,00	89,00	100,00	
ODMARALIŠTA	18.	307	1	308	2.892	9	2.901	1,47
	17.	329	1	330	3.035	8	3.043	2,05
	16.	372	1	373	3.161	9	3.170	
	INDEX 18/17.	93	100	93	95	113	95	
	INDEX 18/16.	83	100	83	91	100	92	
	%	99,68	0,32	100	99,69	0,31	100,00	
PRENOĆIŠTE	18.	0	140	140	0	711	711	0,36
	17.	1	162	163	3	733	736	0,50
	16.	1	147	148	1	799	800	
	INDEX 18/17.	0	86	86	0	97	97	
	INDEX 18/16.	0	95	95	0	89	89	
	%	0,00	100,00	100	0,00	100,00	100,00	
UKUPNO	18.	4.050	34.410	38.460	22.125	174.738	196.863	100,00
	17.	5.459	23.379	28.838	27.856	120.824	148.680	100,00
	16.	4.401	20.432	24.833	22.381	105.331	127.712	
	INDEX 18/17.	74	147	133	79	145	132	
	INDEX 18/16.	92	168	155	99	166	154	
	%	10,53	89,47	100	11,24	88,76	100,00	



USPOREDBA PO SMJEŠTAJNIM KAPACITETIMA

OBJEKT	2018		2017		Indeks dolazaka	Indeks noćenja
	Dolasci	Noćenja	Dolasci	Noćenja		
AUTO KAMP	10.794	41.528	0	0	0	0
HOTEL ADRIATIC	4.816	17.912	4.647	20.230	104	89
DEP. MARINA	4.565	21.658	5.692	26.714	80	81
DEP. PRIMORKA	6.879	26.832	6.183	24.812	111	108
PANSION DELFIN	1.897	27.740	3.025	18.464	63	150
HOTELI	18.157	94.142	19.547	90.220	93	104
PRIV. SMJEŠTAJ	9.061	57.581	8.798	54.681	103	105



NEKOMERCIJALNI SMJEŠTAJ

		TURISTI			NOĆENJA			UDIO %
		Domaći	Strani	Ukupno	Domaći	Strani	Ukupno	
Njivice	2018	1.770	2.311	4.081	96.701	86.555	183.256	76,0
	2017	1.948	2.169	4.117	99.718	71.542	171.260	
	I 18/17	91	107	99	97	121	107	
Omišalj	2018	442	1.380	1.822	20.057	37.661	57.718	24,0
	2017	517	1.418	1.935	21.710	35.525	57.235	
	I 18/17	85	97	94	92	106	101	
Sveukupno	2018	2.212	3.691	5.903	116.758	124.216	240.974	100,0
	2017	2.465	3.587	6.052	121.428	107.067	228.495	
	I 18/17	90	103	98	96	116	105	

ZEMLJA	TZO OMIŠALJ	
	TURISTI	NOĆENJA
Hrvatska	2.212	116.758
Slovenija	1.733	85.021
Njemačka	499	10.705
Srbija	260	4.768
Austrija	156	4.602
Bosna i Hercegovina	308	4.103
Češka	128	3.008
Mađarska	127	2.868
Makedonija	46	1.616
Švicarska	43	1.336
Italija	111	1.094
Slovačka	59	952
Norveška	24	925
Rusija	34	516
Francuska	17	440
SAD	25	363
Španjolska	5	358
Poljska	36	351
Ujedinjena Kraljevina	7	243

Statistički izvještaj za siječanj-rujan 2018.

Kanada	12	186
Novi Zeland	2	128
Crna Gora	6	117
Nizozemska	5	110
Švedska	9	103
Rumunjska	14	78
Portugal	1	52
Litva	4	40
Ukrajina	6	28
Kosovo	4	26
Ostale europske zemlje	1	21
Kazahstan	3	18
Japan	1	10
Ostale zemlje Južne i Srednje Amerike	1	9
Danska	1	8
Australija	1	7
Letonija	2	6
Strani turisti:	3.691	124.216
Domaći turisti:	2.212	116.758
UKUPNO:	5.903	240.974